

WealthFoundations

IPS Active Strategic 50 (Pension) Quarterly Report As of 30/06/2020

June Quarter 2020

Equity markets have rebounded strongly from their lows at the end of March 2020 as the global economy has emerged from lockdown and major economies have made progress in managing COVID-19. Markets were slightly more subdued in June than in April and May as easing restrictions sparked new outbreaks in the Americas, Middle East, India and, at the end of the month, in Melbourne.

Throughout the quarter, mining stocks, the IT sector and consumer staples have led a recovery in the ASX 200 (the top 200 stocks on the Australian Stock Exchange). Supermarkets, internet-based companies and providers of essential goods have benefited from increased traffic during the lockdown while mining stocks have rebounded in large part because disruptions to the Brazilian supply chain have raised the price level of iron ore and other bulk commodities.

Technology giants like Amazon and Google have also led the rebound in international shares as more people were compelled to work, shop and do business online.

Over the year to June 30, the portfolio (assuming all distributions were reinvested) delivered a return of -1.06% while the benchmark returned -1.37%. The portfolio strategy continues to target a split between growth and income assets that is in line with the portfolio's strategic 50/50 mix. Assets at the sectoral level are actively managed and outperformance was generated by allocating to funds that were well positioned to preserve capital during the sell-off by avoiding high-risk investments.

In early July, we also shifted our allocation within the CLAL Fixed Interest Fund from Aberdeen to PIMCO. PIMCO is one of the world's premier fixed-income investors and the Australian Bond Fund strongly outperformed the benchmark over the second quarter of 2020. We believe the new fixed-income fund is well positioned to protect capital and generate excess returns for clients over the medium- to long-term.

Justin McLaughlin Chief Investment Officer

Sam Alaaeddin Investment Analyst

Oliver Levingston Senior Macro Research Analyst

IPS Active Strategic 50 (Pension)

As of 30/06/2020

Portfolio objective

The WealthFoundations IPS Active Strategic 50 model is a portfolio of actively managed assets designed to achieve moderate returns over the medium term.

Performance[^]

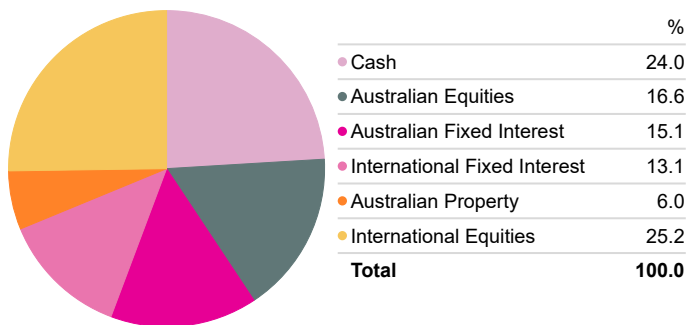
	Since inception (%p.a)**	2 years (%p.a)	1 year (%p.a)	6 months (%)	3 months (%)	1 month (%)
Total Return	6.6		-1.1	-3.7	5.8	0.2
Volatility	2.6		11.2	4.6		

**Inception Date: 23/11/2018

[^] Performance data is **after** applicable fees and taxes, and assumes the reinvestment of distributions. Past performance is not indicative of future performance. Due to the flexibility of rebalancing and variations between accounts, performance shown is indicative only and, for example, assumes that there are no deposits, withdrawals nor exceptions to regular rebalancing in the model portfolio.

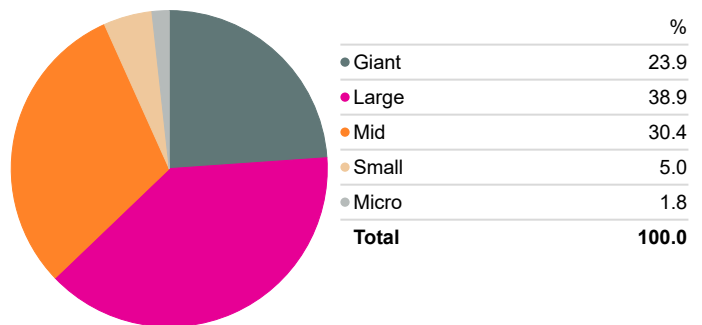
Asset class breakdown

Portfolio Date: 30/06/2020



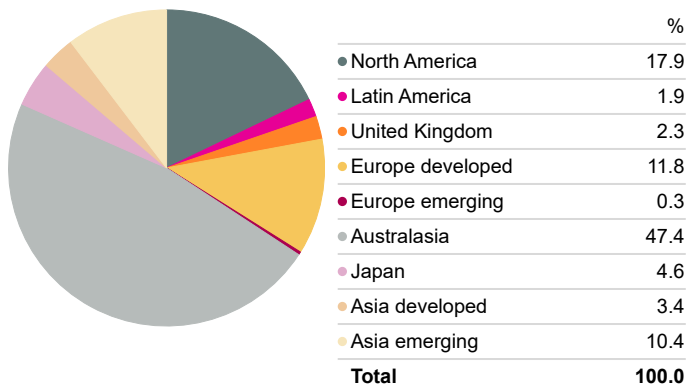
Equities: Market capitalisation

Portfolio Date: 30/06/2020



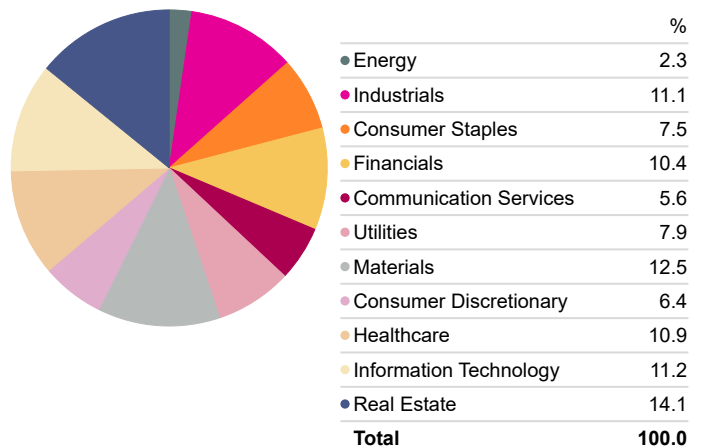
Equities: Geographical exposure

Portfolio Date: 30/06/2020



Equities: Industry exposure

Portfolio Date: 30/06/2020



Underlying funds

	APIR Code	Global Broad Category Group	Portfolio Weighting %
CVW WF-CLAL Fixed Interest (Pension)	CVW0021AU	Fixed Income	30.00
CVW WF-CLAL Cash Fund(Pension)	CVW0020AU	Money Market	20.00
CVW WF-CLAL Antipodes Glb Shrs(Pensn)	CVW6830AU	Equity	13.00
CVW WF-Schroder Equity Opps (Pen)	CVW0027AU	Equity	12.00
CVW WF-Stewart Investors Worldwide S (P)	CVW0030AU	Equity	8.00
CVW WF-CLAL Listed Property (Pension)	CVW0023AU	Equity	6.00
CVW WF-Hyperion Australian Shares(Pen)	CVW0028AU	Equity	5.00
CVW WF-CFS Infrastructure (Pension)	CVW0024AU	Equity	3.00
CVW WF-RARE Emerging Markets (Pension)	CVW0033AU	Equity	3.00

Performance of current underlying funds

Portfolio Date: 30/06/2020

	3 Yr (%p.a)	2 Yr (%p.a)	1 Yr (%p.a)	6 Mth (%)	3 Mth (%)	1 Mth (%)
CVW WF-CLAL Fixed Interest (Pension)	3.11	3.83	1.41	0.35	3.10	0.73
CVW WF-CLAL Cash Fund(Pension)	1.16	1.11	0.66	0.27	0.20	0.07
CVW WF-CLAL Antipodes Glb Shrs(Pensn)	3.67	-0.35	-2.77	-5.92	0.32	-1.00
CVW WF-Schroder Equity Opps (Pen)	1.82	-4.35	-9.06	-14.22	14.32	1.86
CVW WF-Stewart Investors Worldwide S (P)	9.18	9.23	7.82	3.73	11.52	-1.55
CVW WF-CLAL Listed Property (Pension)	2.91	-5.43	-24.02	-23.84	18.77	-1.58
CVW WF-Hyperion Australian Shares(Pen)	12.60	11.13	17.25	4.92	19.36	4.87
CVW WF-CFS Infrastructure (Pension)	6.02	5.47	-5.41	-9.88	0.57	-5.14
CVW WF-RARE Emerging Markets (Pension)	-5.01	-3.48	-17.34	-21.75	3.34	0.93

Top holdings of the underlying infrastructure, property and equity funds

Stewart Investors Worldwide Sustainability - Top Holdings

Portfolio Date: 30/04/2020

	Sector	Portfolio Weighting %
Unilever PLC	Consumer Defensive	4.92
Diasorin SpA	Healthcare	4.86
Ain Holdings Inc	Healthcare	3.67
Hoya Corp	Healthcare	3.52
Chr. Hansen Holding A/S	Basic Materials	3.44
Novo Nordisk A/S B	Healthcare	3.29
Unicharm Corp	Consumer Defensive	3.03
Zebra Technologies Corp	Technology	2.98
Ansys Inc	Technology	2.86

First Sentier Investors Infrastructure - Top Holdings

Portfolio Date: 30/06/2020

	Sector	Portfolio Weighting %
Transurban Group	Industrials	6.99
NextEra Energy Inc	Utilities	6.34
Dominion Energy Inc	Utilities	5.02
American Electric Power Co Inc	Utilities	4.07
Eversource Energy	Utilities	3.93
American Tower Corp	Real Estate	3.81
Atlantia SpA	Industrials	3.75
SBA Communications Corp	Real Estate	3.45
Aena SME SA	Industrials	2.97
NiSource Inc	Utilities	2.60

Top holdings of the underlying infrastructure, property and equity funds

Hyperion Australian Shares - Top Holdings

Portfolio Date: 30/06/2020

	Sector	Portfolio Weighting %
CSL Ltd	Healthcare	8.53
Domino's Pizza Enterprises Ltd	Consumer Cyclical	7.87
Xero Ltd	Technology	7.80
Afterpay Ltd	Technology	6.96
ResMed Inc DR	Healthcare	6.80
James Hardie Industries PLC DR	Basic Materials	6.49
WiseTech Global Ltd	Technology	6.43
Seek Ltd	Industrials	6.32
REA Group Ltd	Communication Services	6.22
Macquarie Group Ltd	Financial Services	5.91

CLAL Listed Property - Top Holdings

Portfolio Date: 30/06/2020

	Sector	Portfolio Weighting %
Goodman Group	Real Estate	24.56
Scentre Group	Real Estate	11.45
Dexus	Real Estate	10.21
Mirvac Group	Real Estate	8.68
GPT Group	Real Estate	8.26
Stockland Corp Ltd	Real Estate	8.03
Vicinity Centres	Real Estate	5.67
Charter Hall Group	Real Estate	4.60
Shopping Centres Australasia Property Group	Real Estate	2.35
BWP Trust	Real Estate	1.93

CLAL Antipodes Global Shares - Top Holdings

Portfolio Date: 30/06/2020

	Sector	Portfolio Weighting %
Siemens AG	Industrials	3.99
Microsoft Corp	Technology	3.41
Electricite de France SA	Utilities	3.12
Alibaba Group Holding Ltd Ordinary Shares	Consumer Cyclical	2.95
Facebook Inc A	Communication Services	2.95
Ping An Insurance (Group) Co. of China Ltd Class H	Financial Services	2.84
Roche Holding AG Dividend Right Cert.	Healthcare	2.73
Merck & Co Inc	Healthcare	2.71
Sanofi SA	Healthcare	2.46

Top holdings of the underlying infrastructure, property and equity funds

Schroder Equity Opportunities - Top Holdings

Portfolio Date: 30/06/2020

	Sector	Portfolio Weighting %
BHP Group Ltd	Basic Materials	4.28
Aurizon Holdings Ltd	Industrials	4.18
Westpac Banking Corp	Financial Services	3.72
Alumina Ltd	Basic Materials	3.56
Rio Tinto Ltd	Basic Materials	3.48
South32 Ltd	Basic Materials	3.42
Lendlease Group	Real Estate	3.38
Fletcher Building Ltd	Basic Materials	3.26
Commonwealth Bank of Australia	Financial Services	3.09
National Australia Bank Ltd	Financial Services	2.99

RARE Emerging Markets - Top Holdings

Portfolio Date: 30/06/2020

	Sector	Portfolio Weighting %
Indraprastha Gas Ltd	Utilities	5.31
PT Jasa Marga (Persero) Tbk Class B	Industrials	4.83
China Gas Holdings Ltd	Utilities	4.58
Power Grid Corp Of India Ltd	Utilities	4.16
ENN Energy Holdings Ltd	Utilities	4.07
Container Corporation of India Ltd	Industrials	4.04
Guangdong Investment Ltd	Utilities	4.00
CFE Capital S DE RL DE CV Units	Real Estate	3.90
Mahanagar Gas Ltd	Utilities	3.47

Important Information

This document is issued by ClearView Life Nominees Pty Ltd (ClearView) ABN 37 003 682 175 AFS 227683 as Trustee for the ClearView Retirement Plan ABN 45 828 721 007 which includes ClearView WealthFoundations Super and Pension, USI CVW0001AU. This document is not intended to represent investment or professional advice. This information does not take into account your individual objectives, financial circumstances or needs. You should assess whether the information is appropriate for you, having regard to your objectives, financial circumstances and needs. You should consider the disclosure documents when deciding whether or not to acquire or to continue to hold the investment. No representation or warranty is made as to the accuracy, completeness or reliability of any estimates, opinions, conclusions or other information contained in this document. This document may contain certain forward-looking statements. Forward-looking statements are not guarantees of future performance and involve known and unknown risks, uncertainties and other factors, many of which are beyond the control of ClearView. You should not place reliance on forward-looking statements. To the maximum extent permitted by law, ClearView and its related entities and each of their respective directors, officers and agents disclaims all liability and responsibility for any direct or indirect loss or damage which may be suffered as a result of relying on anything in this document including any forward-looking statements. Past performance is not an indication of future performance.